

Limited Warranty

Condux International, Inc. extends the following warranty to the original purchaser of these goods for use, subject to the qualifications indicated:

Condux International, Incorporated warrants to the original purchaser for use that the goods or any component thereof manufactured by Condux International will be free from defects in workmanship for a period of one year from the date of purchase, provided such goods are installed, maintained, and used in accordance with Condux's written instructions.

Components not manufactured by Condux International but used within the assembly provided by Condux International are subject to the warranty period as specified by the individual manufacturer of said component, provided such goods are installed, maintained, and used in accordance with Condux's and the original manufacturer's written instructions.

Condux's sole liability and the purchaser's sole remedy for a failure of goods under this limited warranty, and for any and all claims arising out of the purchase and use of the goods, shall be limited to the repair or replacement of the goods that do not conform to this warranty.

To obtain repair or replacement service under the limited warranty, the purchaser must contact the factory for a Return Material Authorization (RMA). Once obtained, send the RMA along with the defective part or goods, transportation prepaid, to:

Condux International, Inc.
145 Kingswood Drive
Mankato, MN 56001

THERE ARE NO EXPRESS WARRANTIES COVERING THESE GOODS OTHER THAN AS SET FORTH ABOVE. THE IMPLIED WARRANTIES OR MERCHANTABILITY AND FITNESS FOR A PARTICULAR PURPOSE ARE LIMITED IN DURATION TO ONE YEAR FROM DATE OF PURCHASE.

CONDUX ASSUMES NO LIABILITY IN CONNECTION WITH THE INSTALLATION OR USE OF THIS PRODUCT, EXCEPT AS STATED IN THIS LIMITED WARRANTY. CONDUX WILL IN NO EVENT BE LIABLE FOR INCIDENTAL OR CONSEQUENTIAL DAMAGES.



ISO 9001:2008
CERTIFIED

Condux International, Inc. • P.O. Box 247 • 145 Kingswood Drive • Mankato, MN 56002-0247
507-387-6576 • 800-533-2077 • FAX 507-387-1442
Internet: <http://www.condux.com>

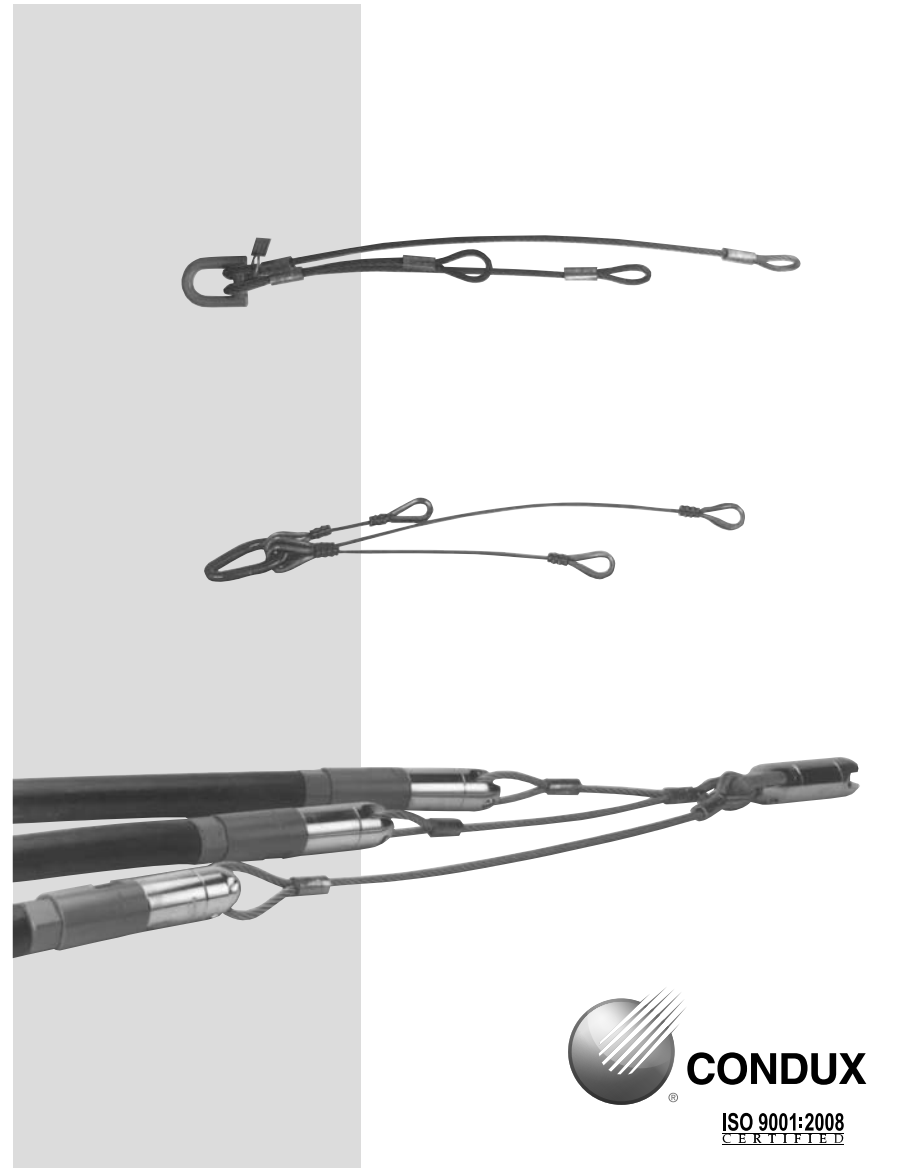
© Copyright 2013, Condux International, Inc.
Printed in USA
Literature Part Number: 08549299
Revision Number: 1.5

USER GUIDE

USER GUIDE

USER GUIDE

Multiple Pulling Harness



ISO 9001:2008
CERTIFIED

Installation Procedure

1. Use the correct size pulling harness for the job (Table 1).
2. Connect a Condux **808 or 821 Champion Swivel** to the pulling harness' large **front link**.
3. Connect the pulling harness' **staggered legs** to the proper style **pulling eyes**, depending upon the pull.

NOTE: Various methods are available to connect the Multiple Pulling Harness to the pulling eyes. If the pulling eye doesn't have a clevis head, use either Condux Swing Links or Swivel Connectors. Consult your Condux catalog, or see your Condux representative for more information. Other harness combinations available upon request.

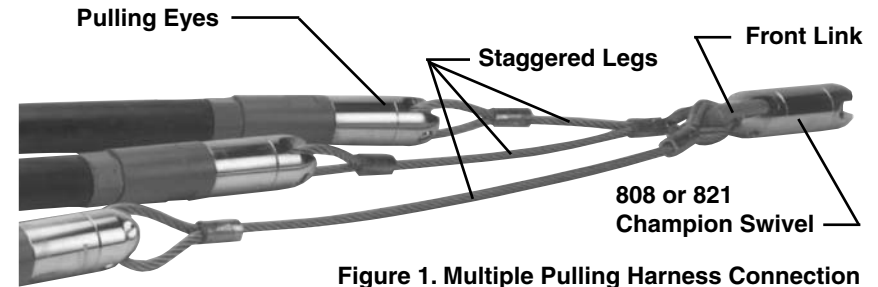


Figure 1. Multiple Pulling Harness Connection

Table 1. Multiple Pulling Harness

Part Number	Description	Working Load Per Leg		Working Load Combined		Max. Width		Separation Between Legs		Lead Ring Dia. A		Leg Dia. B	
		(lbs)	(N)	(lbs)	(N)	(in)	(mm)	(in)	(mm)	(in)	(mm)	(in)	(mm)
08549200	3 Way 1/8" (3 mm) Cable	550	2,446	1,600	7,117	2.25	57	14	356	.37	10	.12	3
08549230	3 Way 1/4" (6 mm) Cable	1,400	6,227	2,900	12,899	3.00	76	14	356	.37	10	.25	6
08549325	4 Way 1/4" (6 mm) Cable	1,400	6,227	4,200	18,682	3.75	95	14	356	.37	10	.25	6
08569910	5 Way 1/4" (6 mm) Cable	1,400	6,227	4,200	18,682	3.75	95	14	356	.37	10	.25	6
08549333	3 Way 3/8" (10 mm) Cable	4,800	21,350	9,000	40,032	2.63	67	10	254	.62	16	.37	10
08549329	4 Way 3/8" (10 mm) Cable	4,800	21,350	9,000	40,032	2.63	67	10	254	.62	16	.37	10
08549331	2 Way 1/2" (13 mm) Cable	7,000	31,136	10,000	44,480	2.50	64	12	305	.50	13	.50	13
08549332	3 Way 1/2" (13 mm) Cable	7,000	31,136	15,000	66,720	3.75	95	12	305	.87	22	.50	13
08549340	4 Way 1/2" (13 mm) Cable	7,000	31,136	15,000	66,720	3.75	95	12	305	.87	22	.50	13



!WARNING: Read and understand all procedure and safety instructions before using any Condux® Multiple Pulling Harness. Failure to do so may result in personal injury or property damage. Save this user's guide for future reference.



!ADVERTENCIA: Favor de leer y comprender todas las instrucciones de operación y seguridad antes de usar el Condux® Multiple Pulling Harness. Si Ud. no comprende las instrucciones favor de consultarle a su jefe.



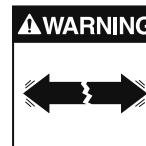
!CAUTION: Wear personal protective equipment: hard hat, safety glasses, safety shoes, and leather work gloves. Failure to do this could result in personal injury.



!WARNING: Do not use the Multiple Pulling Harnesses for overhead lifting or any other purpose. They are for cable and innerduct pulling only. Severe personal injury or property damage could result.



!WARNING: Do not stand directly behind the pull string. If any component breaks, severe personal injury or property damage could result.



!WARNING: Do not exceed the load capacity of the Multiple Pulling Harness or any element in the pull string. Severe personal injury or property damage could result.